





LED DOWN LIGHT --SIDE LIGHTING SERIES - DALI Dimmable

Part Number	Technical Characteristic Description			
 <p><b>GLDL-FSC-D145-W8</b></p>	Input voltage	85-264VAC	Material	PMMA/Aluminum
	Input Power	8W	LED type	3014 / 3020 SMD LED
	CCT	3000K,4000K,6000K	LED qty	72-0.1W / 36-0.2W
	Lumens	480LM--560LM	Dimension	145x12mm
	Illuminance/1m	150-170LUX	Cut size	125-130mm
	CRI	80(WW,NW),75(CW)	View angle	120Degree
	PFC	>90%	Weight	380g/ 530g
	Equivalent	50W incandescent	Packing	420*265*300mm /10pcs/6.4Kg
	Span life	50000hours		
	Warranty time	2 years		

Part Number	Technical Characteristic Description			
 <p><b>GLDL-FSC-D180-W10</b></p>	Input voltage	85-264VAC	Material	PMMA/Aluminum
	Input Power	10W	LED type	3014 / 3020 SMD LED
	CCT	3000K,4000K,6000K	LED qty	96-0.1W / 48-0.2W
	Lumens	600LM--700LM	Dimension	180x12mm
	Illuminance/1m	196-220LUX	Cut size	160-165mm
	CRI	80(WW,NW),75(CW)	View angle	120 Degree
	PFC	>90%	Weight	450g/ 650g
	Equivalent	80W incandescent	Packing	480*295*300mm /10pcs/8.3Kg
	Span life	50000hours		
	Warranty time	2 years		

Part Number	Technical Characteristic Description			
 <p><b>GLDL-FSC-D240-W15</b></p>	Input voltage	85-264VAC	Material	PMMA/Aluminum
	Input Power	15W	LED type	3014 / 3020 SMD LED
	CCT	3000K,4000K,6000K	LED qty	132-0.1W / 66-0.2W
	Lumens	850LM--1000LM	Dimension	240x12mm
	Illuminance/1m	280-330LUX	Cut size	220-225mm
	CRI	80(WW,NW),75(CW)	View angle	120 Degree
	PFC	>90%	Weight	700g/ 1000g
	Equivalent	100W incandescent	Packing	600*355*300mm /10pcs/12.4Kg
	Span life	50000hours		
	Warranty time	2 years		

Part Number	Technical Characteristic Description			
 <p><b>GLDL-FSC-D300-W18</b></p>	Input voltage	85-264VAC	Material	PMMA/Aluminum
	Input Power	18W	LED type	3014 / 3020 SMD LED
	CCT	3000K,4000K,6000K	LED qty	168-0.1W / 84-0.2W
	Lumens	1140LM--1330LM	Dimension	300x12mm
	Illuminance/1m	350-400LUX	Cut size	280-285mm
	CRI	80(WW,NW),75(CW)	View angle	120 Degree
	PFC	>90%	Weight	1100g/ 1550g
	Equivalent	120W incandescent	Packing	720*415*300mm /10pcs/18.8Kg
	Span life	50000hours		
	Warranty time	2 years		

Part Number	Technical Characteristic Description			
 <p data-bbox="169 546 376 568"><b>GLDL-FSE-D200-W8</b></p>	Input voltage	85-264VAC	Material	PMMA/Aluminum
	Input Power	8W	LED type	3014 / 3020 SMD LED
	CCT	3000K,4000K,6000K	LED qty	84-0.1W / 42-0.2W
	Lumens	520LM-560LM	Dimension	210x210x12 mm
	Illuminance/1m	170-200LUX	Cut size	180X180mm
	CRI	80(WW,NW),75(CW)	View angle	120 Degree
	PFC	>90%	Weight	620g/ 790g
	Equivalent	50W incandescent	Packing	540*325*300mm /10pcs/ 9.5 Kg
	Span life	50000hours		
	Warranty time	2 years		